Sentiv

SOLUTION OVERVIEW

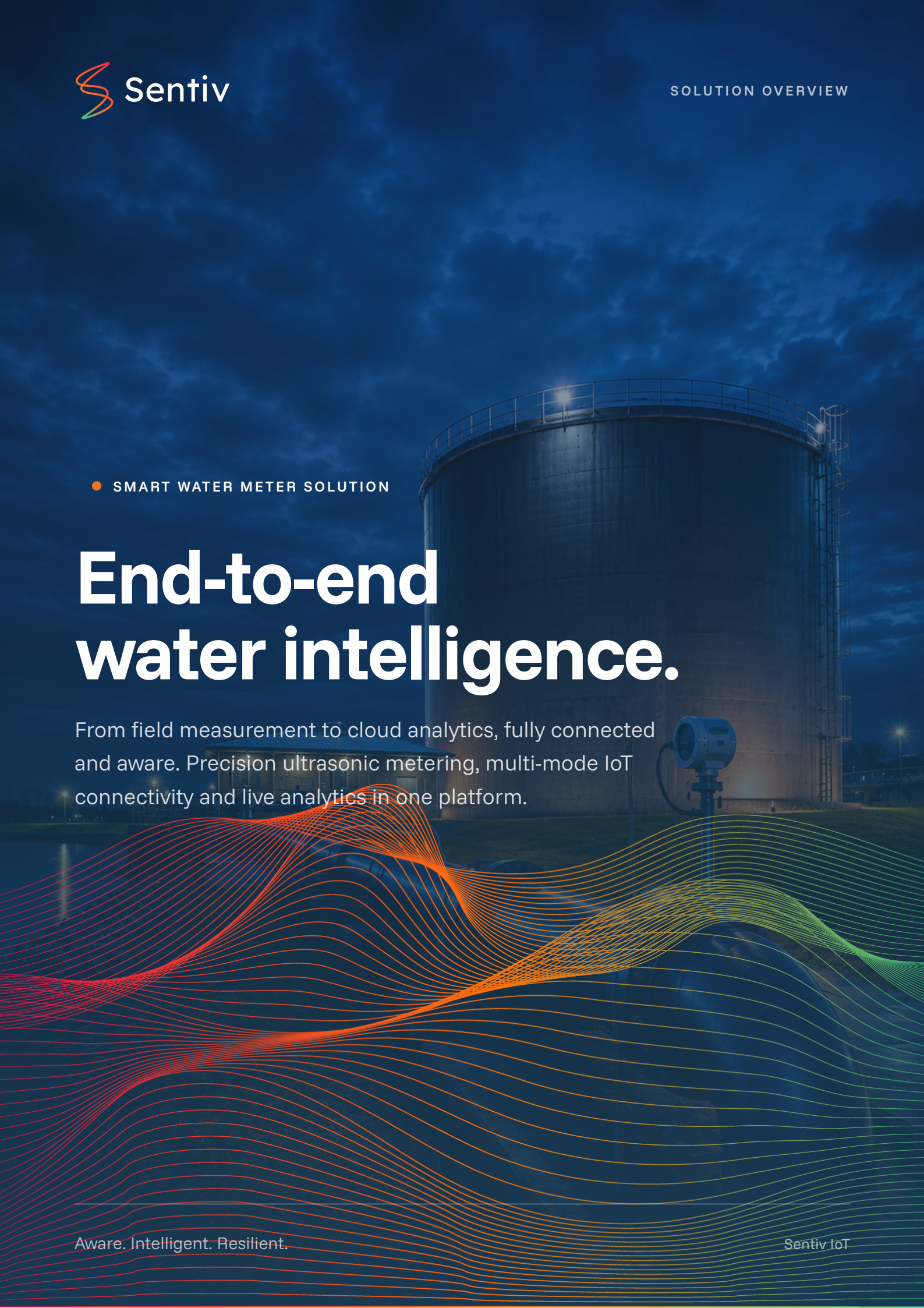

SMART WATER METER SOLUTION

# End-to-end water intelligence.

From field measurement to cloud analytics, fully connected and aware. Precision ultrasonic metering, multi-mode IoT connectivity and live analytics in one platform.

WHAT IT IS

# A metering system, connected end to end.

The Sentiv Water Meter Solution brings together precision ultrasonic measurement, robust multi-mode IoT connectivity, intelligent data distribution and cloud-based analytics in a single platform. ISO 9001 and CE-certified ultrasonic meters capture accurate, tamper-evident flow data with no moving parts and no mechanical wear.

Readings travel from the meter, through the VisioHub gateway and VisioConnect, into Sentiv.Cloud, where operators gain live visibility of the whole network. It replaces manual reads and blind spots with a continuous, governed data stream.

### Precision measurement

Ultrasonic metering with no moving parts, low pressure loss and a stable signal across the R250 / R400 range.

### Multi-mode connectivity

LoRaWAN, NB-IoT, 4G, GPRS and RS-485 / MODBUS, relayed over satellite where networks are thin.

### Cloud analytics

Live dashboards, automated leak alerts and billing-ready consumption data across every zone.



HOW IT OPERATES TODAY

Most networks still rely on manual reads, mechanical meters that wear and drift, and data that arrives weeks late. Leaks run undetected and non-revenue water climbs.

The gap is not measurement alone, it is turning every reading into timely, trusted intelligence the operator can act on.

One platform, from the pipe to the dashboard, built to reduce non-revenue water and speed incident response across the entire distribution network.

SOLUTION ARCHITECTURE

# From field measurement to cloud analytics.

Four layers carry a reading from the pipe to the operator, each doing one job well and handing clean data to the next.



1 MEASURE

## Ultrasonic meter

Captures accurate, tamper-evident flow with no moving parts, then sends readings over RS-485 / MODBUS to the gateway.



2 CONNECT

## VisioHub gateway

A compact, tough sensor hub that securely relays telemetry over satellite (Kineis) and multi-mode wireless networks, with no change onsite.



3 DISTRIBUTE

## VisioConnect

The data distribution gateway manages, stores and routes real-time streams via MQTT or custom URLs to billing, ERP and third-party platforms.

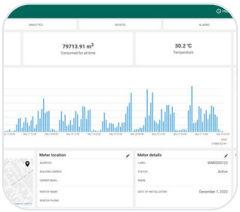

4 MONITOR & ANALYSE

## Sentiv.Cloud

Live dashboards, automated leak alerts and billing-ready analytics turn raw meter data into decisions that cut non-revenue water.

One governed data path, meter to dashboard, with 7-day message retention and playback for outage recovery and billing validation.

WHAT'S INSIDE

# Built for the field, run from the cloud.

Rugged hardware developed and manufactured in-house, paired with a managed platform that stays open to the systems you already run.



## THE VISIOHUB GATEWAY

A compact, tough standalone sensor hub that pulls together industry-standard sensors and sends their telemetry over a multi-mode wireless link, a low-cost, flexible enhancement to legacy systems.

- 115 × 65 × 47 mm
- IP67 / IP68
- 3.6V 8100 mAh
- Satellite (Kineis)

### Device management

Enable, disable and group devices by customer, zone or partner, with health and battery monitoring across the estate.

### 7-day retention & playback

Every meter message stored for seven days with full playback for outage recovery, billing validation and troubleshooting.

### Flexible distribution

Route data via MQTT topics or forward by custom URL to ERP, billing APIs and third-party platforms.

### Leak & anomaly alerts

Threshold rules flag leaks, abnormal consumption and device faults with instant push notifications.

### Multi-tenant access

Role-based access for utilities, municipalities and end-customers, with full audit trail and data segregation.

### Deploy & support

Design, integration, custom connectors and ongoing support, delivered locally by Sentiv.

THE SYSTEM IN ACTION

# Live across every zone.

The same record runs from the meter in the field to the operator in the control room, real-time consumption, alerts and billing-ready exports in one view.

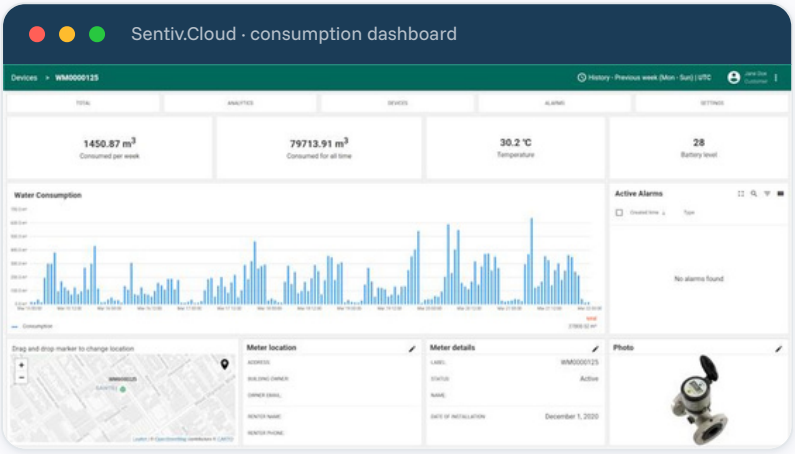


**Consumption dashboards.** Flow, totals and battery across every asset.




**Live oversight.** Operators act on the whole network in real time.





ONE RECORD, EVERY SCREEN

Field, control room and billing all work from the same secure, audited data, so decisions are made on one trusted version of the network.

READY WHEN YOU ARE

## See end-to-end water intelligence on your network.

We will scope a single zone, connect your meters and show live dashboards, alerts and billing-ready data in weeks, not months.

**info@sentiv.com** sentiv.com

**Aware. Intelligent. Resilient.**

Sentiv · Registered No. 2009/020638/07 · Cnr Ronald & Clulee Rd, Linbro Park, 2190
sentiv.com | info@sentiv.com · Sentiv. All Rights Reserved.

Sentiv