PROCESS PLANT · PREPARED FOR OCCUPATIONAL HEALTH AND SAFETY TEAMS

Every zone measured, every shift.

How fixed sensors measure gases, dust and particulates continuously, so the safety team acts before a limit is reached.



The process plant, connected

ILLUSTRATIVE SCENE



A

SCENARIO A

Readings around the clock

Measure
Sensors read each zone every few minutes, day and night.

Trend
Rising readings are flagged before they reach the limit.

Warn
Workers in the zone and the safety officer are alerted.

Alarm levels are set with your occupational hygienist, per zone and substance.

B

SCENARIO B

When a limit is breached

Alarm
A breach triggers the zone alarm and evacuation alert.

Who was exposed
Worker location shows who was in the zone, and for how long.

Follow up
Exposure records support medical surveillance.

Readings are time-stamped and held as evidence for the full statutory period.

What the safety team sees

in the control room or on a tablet in the plant

01
Zone map
Every zone, coloured by reading.

02
Trends
Readings against limits over time.

03
Alarms
Breaches and who was alerted.

04
Exposure
Who was in which zone, and when.

05
Records
Reports for the inspector.

CONFINED SPACES · PREPARED FOR OCCUPATIONAL HEALTH AND SAFETY TEAMS

Check the air. Watch the worker.

How personal monitors and entry sensors check the atmosphere before entry and keep watch over every worker inside.



At the confined-space entry

ILLUSTRATIVE SCENE



A

SCENARIO A

Safe entry

Test
The atmosphere is checked before the permit is issued.

Enter
The worker is logged in with a personal monitor.

Watch
Readings and time inside are tracked live.

Entry rules and permits are set with your safety team, per space.

B

SCENARIO B

When something goes wrong

Air changes
A rising reading warns the worker to leave.

No movement
Man-down detection raises the alarm automatically.

Rescue
The standby team gets the location and readings.

If the worker cannot press SOS, the monitor raises the same alarm.

One response, whichever way the alarm starts

in the control room or on the standby team radio

01
Locate
The worker and the space, on one map.

02
Read
Live atmosphere at the entry.

03
Talk
Push-to-talk to the worker and standby.

04
Rescue
The team sent with the readings.

05
Record
Entry, readings and response logged.

CONTROL ROOM · PREPARED FOR OCCUPATIONAL HEALTH AND SAFETY TEAMS

Proof ready before the inspector asks.

How every reading, alarm and response is kept as one time-stamped record for inspections, audits and medical surveillance.



From the plant to the report

ILLUSTRATIVE SCENE



A

SCENARIO A

Records built automatically

Store
Every reading is stored with time and location.

Protect
Records are tamper-evident and locally hosted.

Report
Monthly and annual reports are generated on demand.

Retention periods follow your statutory obligations, set with your compliance team.

B

SCENARIO B

When the regulator calls

Find it
Pull the readings for any zone, date or worker.

Show the trail
Alarms, responses and actions in order.

Hand it over
Export the evidence in the format required.

Worker data is personal information, handled in line with POPIA.

What the compliance team sees

on the desktop or in a scheduled report

01

Full history
Every reading, kept for the statutory period.

02

Exceedances
Each breach, with the action taken.

03

Surveillance
Workers due for medical review.

04

Reports
Ready for inspections and audits.

ONE PLATFORM · PREPARED FOR OCCUPATIONAL HEALTH AND SAFETY TEAMS

Three solutions. One view of the site.

Each solution works on its own. All three run on Sentiv.IoT, so safety, hygiene and operations teams share one live picture of the site.



Every feed, one screen

ILLUSTRATIVE VIEW



1 Exposure



2 Worker safety

Sentiv.IoT · Site overview — PROCESS PLANT · LIVE

1 · EXPOSURE
14
zones monitored
1 near limit

2 · WORKERS
6
in confined spaces
All safe

3 · COMPLIANCE
100%
readings recorded
On track

PLATFORM
2
alarms today
1 open



3 Compliance



4 Emissions

How it fits together

Sense
Fixed and personal gas, dust, noise and climate sensors

Connect
Site gateway, LTE and long-range IoT networks, with last-mile fibre, LTE, 5G or fixed wireless

Sentiv.IoT
Maps, alerts, dashboards and work orders for every team, locally hosted

Record
One timeline of readings, alarms, entries and responses

What one view makes possible

SOLUTIONS COMBINED

1 Exposure · 2 Workers
Who was exposed
A breach shows exactly which workers were in the zone.

2 Workers · 1 Exposure
Safer entry
Zone readings inform each confined-space permit.

1 Exposure · 3 Compliance
Exceedance to evidence
Every breach is logged with the response, automatically.

2 Workers · 3 Compliance
Permit trail
Entries, readings and rescues kept per permit.

All three solutions
Every team, the same picture
Each team sees its own view, drawn from the same live data, so nobody works from an old report.

1 Exposure · 2 Workers · 3 Compliance
One record for audits
Readings, alarms and actions in one record for the inspector.

Start with one. Grow on the same platform.

1 **Exposure monitoring first**
Continuous readings close the biggest compliance gap, and are the first feed into Sentiv.IoT.

2 **Add worker safety and records**
Confined-space and lone-worker protection on the same platform.

3 **Extend to every site**
Other plants join the same view, with no new system.